

FUND FACTSHEET

EDENTREE AMITY UK FUND

SHARE CLASS B

April 2018



Investment Objective

The Fund aims to achieve long-term capital appreciation and a reasonable level of income by investing principally in UK companies. The Amity UK Fund seeks to invest in a portfolio of companies which make a positive contribution to society and the environment through sustainable and socially responsible practices.

Fund Manager

Manager name:	Sue Round
Start Date:	01/03/1988
Manager name:	Ketan Patel
Start Date:	01/09/2016

Price Information

Single price:	228.20p (as at 31/03/2018)
Currency:	British Pound
Pricing:	Daily
Historic Yield (%)*:	2.30

Fund Facts

Fund Size:	£142.67m
IA Sector:	UK All Companies
Index:	FTSE All Share
Asset Class:	Equity
Launch Date:	01/03/1988
Domicile:	United Kingdom
ISA:	Eligible
Number of Holdings:	106
Minimum Investment:	£1,000,000

Identifiers

Sedol:	0937175
ISIN:	GB0009371757

Dividends

Ex-Dividend Date:	01/01, 01/07
Dividend Pay Date:	30/04, 31/08

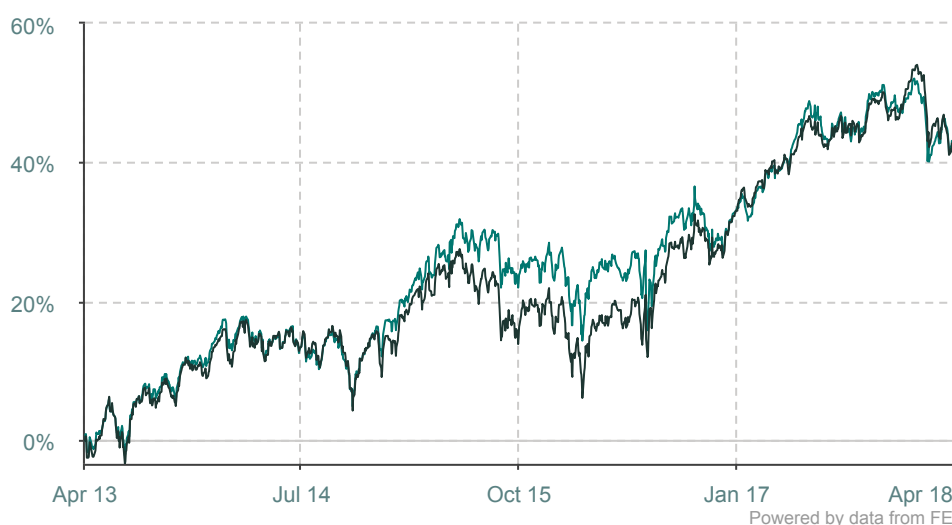
Charges

AMC†:	0.75%
Ongoing Charge:	0.79%
Initial Charge:	2.00%

Fund Manager Commentary

The first quarter ended with the main UK indices in negative territory. The FTSE 100, FTSE 250 and FTSE small cap returned -2.42%, -1.15% and -1.95% respectively in March. The month saw a low key Spring Statement by the Chancellor. A Brexit transition was agreed with the EU which helped Sterling strengthen against the Dollar. The Monetary Policy Committee voted 7-2 to keep interest rates at 0.5%, although mention was made of pay growth picking up and inflation being above target which makes a May rate rise likely. Top contributors to fund performance included Laird, Dechra Pharmaceuticals, GlaxoSmithKline, Genus and Smith & Nephew, whilst detractors included Mears, Sage, Dunelm, Renewi and Close Brothers. In terms of portfolio activity we started a new position in Flowtech Fluidpower, a distributor of technical fluid power products which was raising capital to buy a complimentary business to strengthen its market share. In addition, we topped up in Kier Group, Rentokil and Arix Bioscience.

Cumulative Performance (as at 31/03/2018)



■ Amity UK

■ IA UK All Companies

Cumulative Performance (as at 31/03/2018)

	1m	3m	6m	1y	3y	5y	10y
Fund	-0.87%	-4.62%	-2.37%	3.13%	15.90%	43.14%	115.65%
Sector	-2.27%	-5.87%	-2.08%	2.65%	18.16%	42.78%	94.75%
Quartile	1	1	3	2	3	2	2

Discrete Performance (as at 31/12/2017)

	31/12/2012 to 31/12/2013	31/12/2013 to 31/12/2014	31/12/2014 to 31/12/2015	31/12/2015 to 31/12/2016	31/12/2016 to 31/12/2017
Fund	28.11%	2.34%	8.46%	4.49%	12.76%
Sector	26.21%	0.64%	4.86%	10.82%	13.99%
Quartile	2	2	2	4	3

Source: FE. Fund and Sector performance is shown in local currency, on a bid to bid basis with income re-invested into the fund.

*Past 12 months' distributions as a % of midshare price, excluding preliminary charge.

Yield figures are as at 31/03/2018. AMC† is only charged to capital for both share classes of the EdenTree Higher Income and Amity Sterling Bond Fund as well as both Charity Funds. Past performance should not be seen as a guide to future performance. The value of an investment and the income from it can fall as well as rise as a result of market and currency fluctuations, you may not get back the amount originally invested. This factsheet should not be interpreted as financial advice. If you are unsure which investment is most suited for you, the advice of a qualified financial adviser should be sought.

Top 10 Holdings

Name	%
DECHRA PHARMACEUTICALS PLC	4.99%
HALMA PLC	3.34%
SCAPA GROUP PLC	3.28%
GLAXOSMITHKLINE PLC	2.26%
SMITH & NEPHEW PLC	2.20%
PRUDENTIAL PLC	2.19%
DS SMITH PLC	2.18%
LEGAL & GENERAL GROUP PLC	1.91%
GENUS PLC	1.88%
NEXT PLC	1.84%

Ratings and Awards

FE Crown Rating:



Rayner Spencer Mills
Rating:



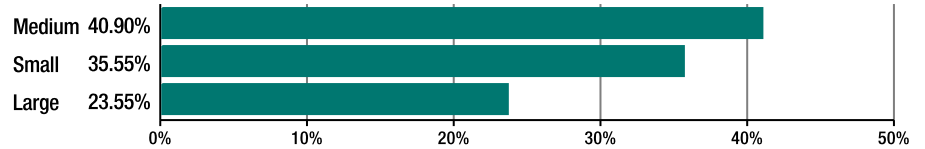
Contact Information

EdenTree Investment Management
PO Box 3733
Swindon
SN4 4BG

Investment professionals – 0800 011 3821
Private individuals – 0800 358 3010
Charity fund enquiries – 0800 032 3778

www.edentreeim.com

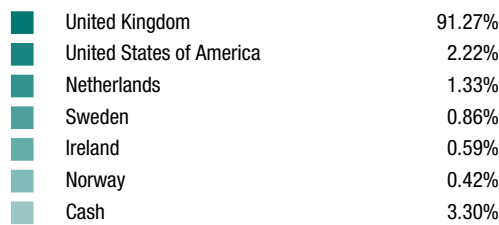
Capitalisation of Assets



Sector Breakdown



Region Breakdown



Asset Breakdown

