

# FUND FACTSHEET

## EDENTREE AMITY STERLING BOND FUND

### SHARE CLASS B

January 2019



#### Investment Objective

The Fund aims to provide an attractive level of income. The Fund seeks to invest in a highly diversified portfolio of Government bonds and good quality fixed interest securities issued by companies which make a positive contribution to society and the environment through sustainable and socially responsible practices.

#### Fund Manager

Manager name:	Chris Hiorns
Start Date:	18/02/2008
Manager name:	David Katimbo Mugwanya
Start Date:	01/09/2016

#### Price Information

Single price:	112.40p (as at 31/12/2018)
Currency:	British Pound
Pricing:	Daily
Distribution Yield (%)*:	4.21
Historic Yield (%)*:	4.11
Underlying Yield (%)**:	4.21

#### Fund Facts

Fund Size:	£145.50m
IA Sector:	Sterling Strategic Bond
Index:	FTSE Actuaries UK Conventional Gilts All Stocks
Asset Class:	Fixed Interest
Launch Date:	07/04/2008
Domicile:	United Kingdom
ISA:	Eligible
Number of Holdings:	101
Minimum Investment:	£1,000,000

#### Identifiers

Sedol:	B2PF8D2
ISIN:	GB00B2PF8D20

#### Dividends

Ex-Dividend Date:	01/01, 01/04, 01/07, 01/10
Dividend Pay Date:	28/02, 31/05, 31/08, 30/11

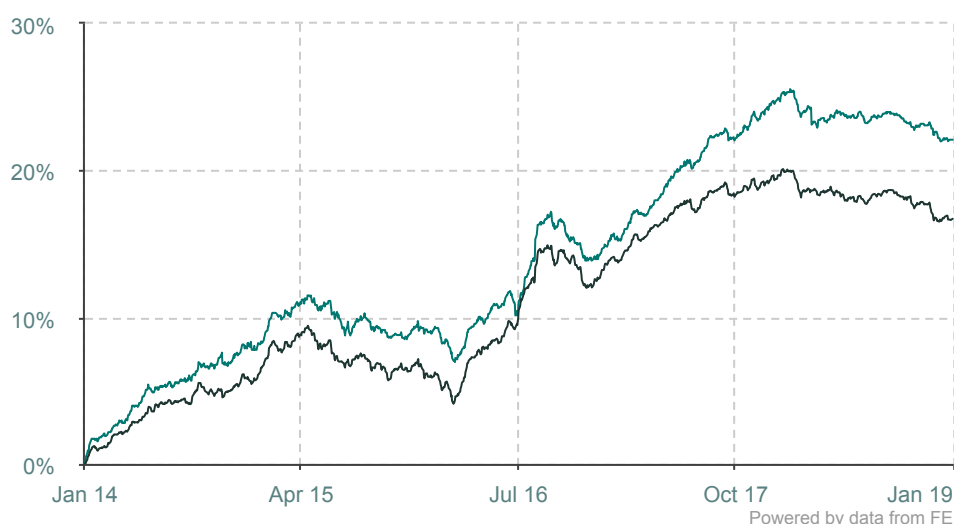
#### Charges

AMC†:	0.65%
Ongoing Charge:	0.70%
Initial Charge:	2.00%

#### Fund Manager Commentary

Gilts rallied, particularly on long-dated maturities, as global economic concerns showed little signs of abating. In the UK, there was heightened uncertainty following the dissatisfaction with the proposed terms of its exit from the EU, culminating in a confidence vote on the Prime Minister's leadership. Elsewhere, the European Central Bank confirmed that it would terminate its current asset purchases in December. The US Federal Reserve raised its benchmark interest rate as expected, albeit signalling a slower pace of future hikes. Credit spreads continued to widen, with High Yield risk premiums increasing the most. The 10-year gilt yield fell from 1.36% to a low of 1.19%, before closing at 1.28%. The fund's -0.09% total return lagged its FT All Stock Gilt benchmark (2.19%) and its peer average (0.13%) on shorter relative duration and an adverse stock selection impact in corporate bonds. Cash inflows were invested by establishing new holdings in UK Treasury 1.5% 2021 and Bupa 3.375% 2021 whilst adding to holdings in Greensleeves Homes Trust 4.25% 2026, Yorkshire Building Society 13.5% 2025, Places for People 4.25% 2023 and Liverpool Friendly Society 6.5% 2043 (2023 call). The fund continues to seek opportunities to invest in quality corporate debt at attractive yields.

#### Cumulative Performance (as at 31/12/2018)



■ Amity Sterling Bond

■ IA Sterling Strategic Bond

#### Cumulative Performance (as at 31/12/2018)

	1m	3m	6m	1y	3y	5y	10y
Fund	-0.09%	-0.92%	-0.94%	-2.29%	12.14%	22.09%	82.78%
Sector	0.15%	-1.26%	-0.91%	-2.49%	10.22%	16.71%	82.29%
Quartile	3	2	3	3	2	1	3

#### Discrete Performance (as at 31/12/2018)

	31/12/2013 to 31/12/2014	31/12/2014 to 31/12/2015	31/12/2015 to 31/12/2016	31/12/2016 to 31/12/2017	31/12/2017 to 31/12/2018
Fund	8.23%	0.60%	5.49%	8.79%	-2.29%
Sector	6.09%	-0.19%	7.33%	5.31%	-2.49%
Quartile	2	2	3	1	3

Source: FE. Fund and Sector performance is shown in local currency, on a bid to bid basis with income re-invested into the fund.

Top 10 Holdings

Name	%
UNITED KINGDOM GILT 4 1/2 03/07/19	2.81%
TSY 0 1/8% 2019 I/L GILT 0 1/8 11/22/19	2.60%
UK TSY 3 3/4% 2019 3 3/4 09/07/19	2.48%
HISCOX LTD 6 1/8 11/24/45	2.17%
ORANGE SA 5 3/4 PERP	2.10%
UK TSY 1 3/4% 2019 1 3/4 07/22/19	2.09%
BRIT INSURANCE HOLDINGS 6 5/8 12/09/30	1.95%
LV FRIENDLY SOC LTD 6 1/2 05/22/43	1.88%
J SAINSBURY PLC 6 1/2 PERP	1.85%
RETAIL CHARITY BONDS PLC 4 10/31/27	1.84%

Ratings and Awards

FE Crown Rating:



Dynamic Planner Rating:



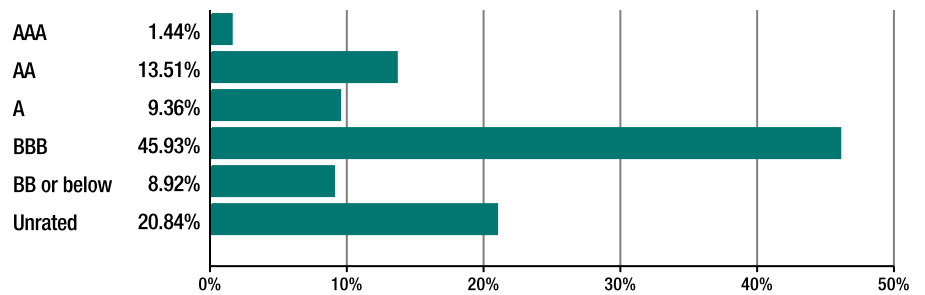
Contact Information

EdenTree Investment Management  
 PO Box 3733  
 Swindon  
 SN4 4BG

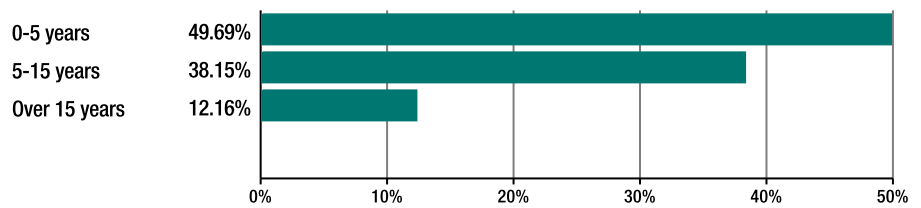
Investment professionals – 0800 011 3821  
 Private individuals – 0800 358 3010  
 Charity fund enquiries – 0800 032 3778

www.edentreeim.com

Bond Rating



Bond Maturity



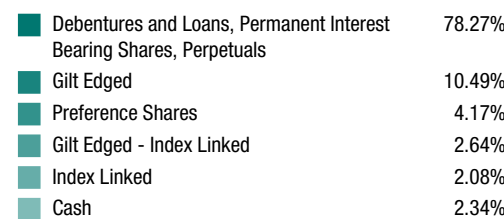
Sector Breakdown



Region Breakdown



Asset Breakdown



\*Past 12 months' distributions as a % of midshare price, excluding preliminary charge.  
 The Distribution Yield\* reflects the amounts that may be expected to be distributed over the next 12 months as a percentage of the mid-market unit price of the fund. The Underlying Yield\*\* reflects the annualised income net of expenses of the fund (calculated in accordance with relevant accounting standards) as a percentage of the midmarket unit price of the fund. Both Yields are based on a snapshot of the portfolio on that day. The yields do not include any preliminary charge and investors may be subject to tax on distributions. The Distribution Yield is higher than the Underlying Yield because the fund's expenses are charged to capital. This has the effect of increasing the distributions for the year and constraining the fund's capital performance to an equivalent extent.

Yield figures are as at 31/12/2018. AMC† is charged to capital for both share classes of this fund which could constrain the potential growth of your investment. Past performance should not be seen as a guide to future performance. The value of an investment and the income from it can fall as well as rise as a result of market and currency fluctuations, you may not get back the amount originally invested. This factsheet should not be interpreted as financial advice. If you are unsure which investment is most suited for you, the advice of a qualified financial adviser should be sought. EdenTree Investment Management Limited (EdenTree) Reg. No. 2519319. Registered in England at Beaufort House, Brunswick Road, Gloucester, GL1 1JZ, UK. EdenTree is authorised and regulated by the Financial Conduct Authority and is a member of the Investment Association.